

# FFY 2023 PEARS Updates



UNIVERSITY  
OF  
CALIFORNIA

Office hour: 10/25/22 @11am and  
10/27/22 @2pm

Barbara McKnelly  
Melanie Alexander aka Gerdes  
Lolita Quintero  
Angie Keihner  
Katherine Soule

# Welcome



***As you join, please type  
your name and county  
into the CHAT***

# Purpose



Review FFY 2023 PEARS updates

Let you know about upcoming changes adult demographic forms – **not yet available**

PEARS Adult Surveys – what to use in the interim

State Office contacts for questions/support

# Poll

**Have you started entering program activities into PEARS for FFY 2023?**

- **Yes – I've already started**
- **No – not yet but will soon**
- **No – I don't enter PEARS program activity info**

**Question:** For those who have started entering FFY23 PEARS Program Activities, did you notice anything new e.g. new fields?

PEARS



Chat in your response or unmute and share

NEW

# Why the changes?

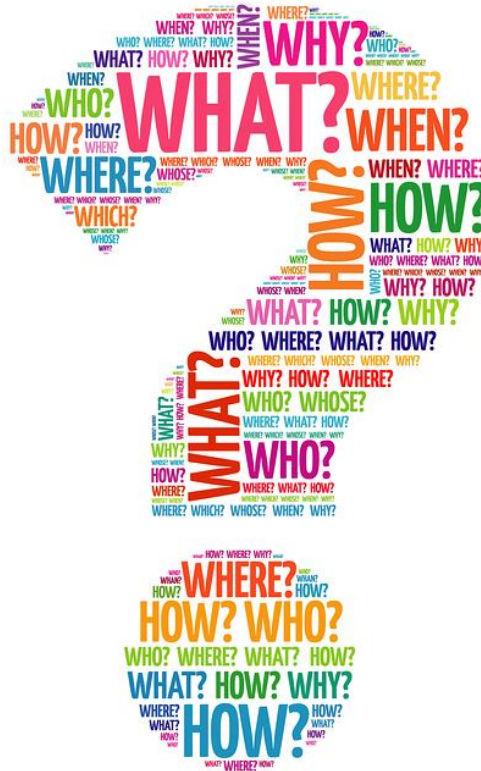


- New National SNAP-Ed plan and reporting system
  - ✓ Changes reflect new USDA reporting requirements
  - ✓ USDA wants information by end of FFY23
  - ✓ PEARS Canopy quickly making updates – released October 12th

# Review the updates or new data fields added to PEARS

- Show PEARS new or updated fields
- We've also prepared a 5-page document that highlights FFY 2023 PEARS changes with instructions







# New Adult Demographic Form



- California will need updated demographic form to collect new gender and age response categories
- Not yet finalized
  - ideally would align with PEARS survey questions so able to auto-generate program activity demographics



# CA SIAs & CDSS had been planning



## Please Share a Little

We would like to learn about the people who attend our activities to help us improve our services. Your answers are combined with everyone else's and cannot be used to identify you. **Thank you for your help.**

### 1) Check the box that best describes your age:

- Less than 5 years
- 5-17 years
- 18-59 years
- 60-75 years
- 76 years or older
- Prefer not to respond

### 2) Check the box that best describes your gender:

- Woman/girl
- Man/boy
- Non-binary
- Gender identity not listed
- Prefer not to respond

### 3) Check the box that best describes your ethnicity:

- Hispanic/Latino
- NOT Hispanic/Latino
- Prefer not to respond

### 4) Check all boxes that apply to your race:

- American Indian or Alaskan Native
- Native Hawaiian or Other Pacific Islander
- Asian
- White
- Black or African American
- Prefer not to respond

Funded by USDA SNAP, an equal opportunity provider and employer. Please visit [www.CalFreshHealthyLiving.org](http://www.CalFreshHealthyLiving.org) for healthy tips.



# Auto-generate gender survey question in PEARS – only 4 responses

What is your gender?

- Female
- Male
- Non-binary
- Prefer not to respond

¿Cuál es su género?

- Mujer
- Hombre
- No binario
- Prefiero no decir

# UC Policy



The University of California's Gender Recognition and Lived Name Policy requires that all university units must provide at minimum the "three equally recognized gender options on university-issued documents," which are California's three legal genders:

- Woman
- Man
- Nonbinary

# Implementation of UC policy and new reporting requirements

- UC Policy was prompted by California Senate Bill 179 (Gender Recognition Act)
- Responses align with federal reporting requirements and university policy
- While gender is not the focus of our education or training, we want to respect all of our clientele

# Common Questions and Answers

## Why is non-binary a gender option?

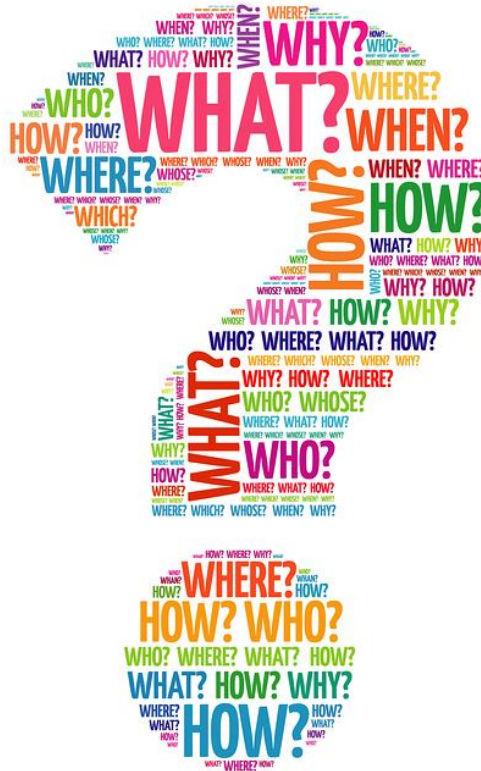
CFHL, UC is a University of California program. The University requires that all gender questions include the three legal genders in California: woman, man, and nonbinary.

## What does nonbinary mean?

In California, there are three legal genders. These are woman, man, and nonbinary. Nonbinary is the third legal gender on birth certificates, driver's license, and state-issued identification documents.

# Notes

- Not all program participants may agree with the gender options. Educators are not responsible for providing education on gender identity to program participants.
- If participants want more information, you can share the UCOP policy.
- Prior to release of new adult demographic card, CFHL, UC State Office will research and communicate to UCCE teams the appropriate contact to share and if a participant wants to file a complaint.





# For Now – use FFY2022 adult PEARS surveys




## Adult Surveys Active in PEARS

- adult demographic – Eng/Sp/Simplified Chinese
- ITCs (12 topics) – Eng/SP
- Pre/post surveys – Eng/SP
  - Food Behavior Checklist
  - Plan, Shop, Save & Cook
  - Healthy, Happy Families

# Auto-generate adult demographics

## Program Activity Demographics

PEARS can compute the demographic makeup of participants automatically. To use this tool, first enter survey response data, or ask your administrators about using site-wide demographics as estimates.

 Auto Calculate

- Still possible to auto-generate adult demographics using FFY2022 surveys
- Won't have new response categories but will function
- Only one glitch – if participants select 60+years

# Example glitch

- Five adult demographic cards (FFY22 version) are entered two respondents selected 60+ years.
- When auto-calculate is selected, the **age** table will display with “ ! ” and an error message in **red font**.
- The error can be resolved by adding the two respondents to the “**Unknown**” response option.


18 – 59 years	3	!
60 - 75 years	0	!
76 years or older	0	!
Total adults	3	!
Prefer not to respond	0	!
Unknown	0	!

The sum of all age fields must equal 5, which is the total specified above. The sum is currently 3.

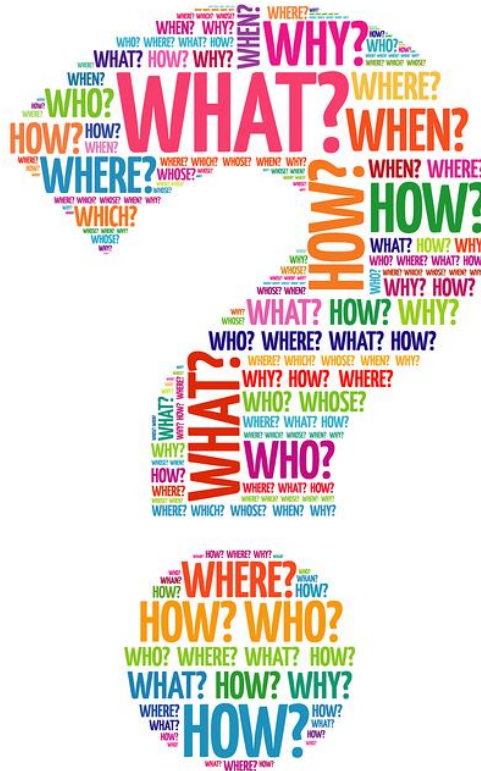
# Auto-generate school demographics

## Program Activity Demographics

PEARS can compute the demographic makeup of participants automatically. To use this tool, first enter survey response data, or ask your administrators about using site-wide demographics as estimates.

 Auto Calculate

- Auto-generate for school demographics not functioning
- Per CDSS some issues with updated data set but working on resolving.
- For now, for school sites can report demographics as “unknown” or leave blank.
- When school demographic data is available, will be able to auto-calculate demographics



# Reminder



For pre/post surveys administered **in person**

**HOLD** – pre-surveys until after post-surveys administered

Only enter into PEARS **MATCHED** pre/post surveys

# State Office Contacts – Questions/Support

- **Program Activities Module and adult demographic form**
  - Barbara [bmknelly@ucdavis.edu](mailto:bmknelly@ucdavis.edu)
  - Melanie [magerdes@ucdavis.edu](mailto:magerdes@ucdavis.edu)
- **PEARS surveys**
  - ITCs – Lolita [lcquintero@ucdavis.edu](mailto:lcquintero@ucdavis.edu)
  - Pre/post – Angie [akeihner@ucdavis.edu](mailto:akeihner@ucdavis.edu)
- **Indirect Activities Module**
  - Melanie [magerdes@ucdavis.edu](mailto:magerdes@ucdavis.edu)
- **PSE Module**
  - Angie [akeihner@ucdavis.edu](mailto:akeihner@ucdavis.edu)
- **Partnerships/Coalitions Modules**
  - Barbara [bmknelly@ucdavis.edu](mailto:bmknelly@ucdavis.edu)

**Any additional  
questions?**

**Thank you!**